



# CHICKASAW CITY

# SCHOOL SYSTEM SNAPSHOT: 2021 EDITION\*

P.O. Box 11493 | Chickasaw, AL 36611 | (251) 452-2256

Superintendent

David Wofford

Board Members

Leslie Weaver-Martin, James C. Trout, Elizabeth Grizzle, Jenny Parker



**\$750,228**

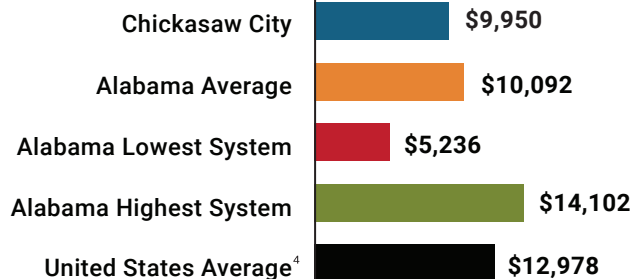
Cost of One Month's  
Operation/General Fund



**1.87**

Number of Months  
Reserve Balance

## Total Per-Pupil Expenditures (PPE)

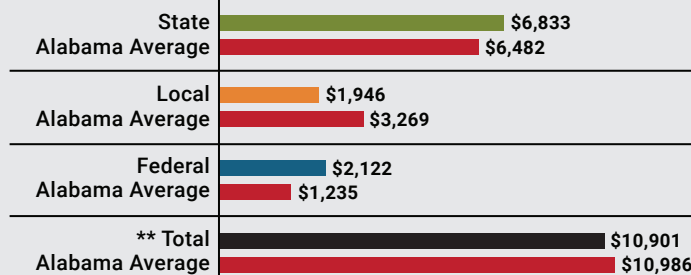


## By the Numbers

	Schools <sup>1</sup>	3
	Students/ADM <sup>2</sup>	1,105
	Free & Reduced Lunch	70%
	Community Eligibility Program	78%
	Number of Route Buses <sup>3</sup>	6
	Buses 10 yrs. old or less	67%
	Students Bused	575
	Full-Time Employees	123
	Teachers	64
	Principals/ Assistant Principals	5
	Counselors	3
	Librarians	2
	Other Certified Employees	3
	Support Personnel	46

## Per-Pupil Revenue Sources

### Chickasaw City Revenue Sources



**70**  
STATE  
RANK

**107**  
LOCAL  
RANK

**17**  
FEDERAL  
RANK

# OVERALL SYSTEM RANK 70

\*\* Total Revenue Among 137 School Systems

<sup>1</sup> Schools with enrollment, including Alternative and Career Technical Education

<sup>2</sup> Average Daily Membership

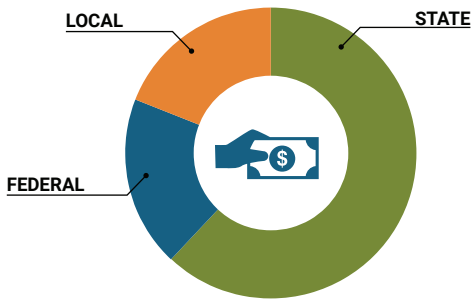
<sup>3</sup> Data collected in FY19 and used for FY21 funding

<sup>4</sup> 2019-2020 NEA Rankings of the States

\* THIS REPORT INCLUDES FISCAL YEAR 2019 DATA

# School System Revenue

## How was your school system funded?<sup>1</sup>



\$7,547,504	STATE	61%
\$2,344,002	FEDERAL	19%
\$2,381,034	LOCAL	19%
<b>\$463,920</b>	Local 10-Mill Match	
<b>\$1,917,114</b>	AVAILABLE LOCAL REVENUE	

**VALUE OF 1-MILL**  
For Your School System

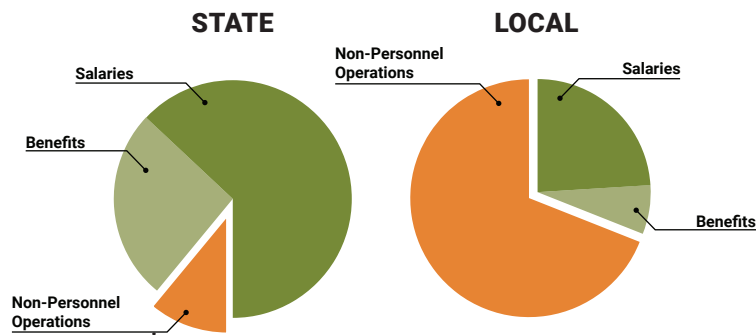
**\$46,392**

# School System Spending

## How did your school system spend state & local dollars?<sup>1</sup>

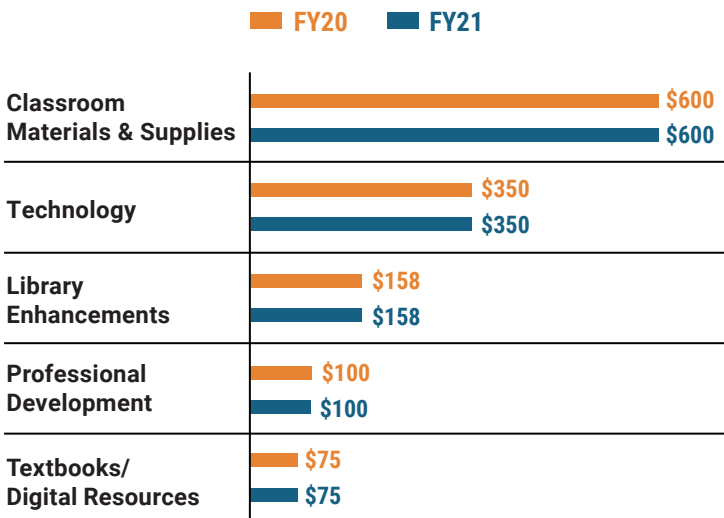
	STATE SPENDING <sup>2,3</sup>	LOCAL SPENDING <sup>2</sup>
Salaries	\$4,945,770	\$346,450
Benefits	\$2,043,879	\$104,893
Non-Personnel Operations	\$801,208	\$1,015,215
<b>TOTAL</b>	<b>\$7,790,857</b>	<b>\$1,466,558</b>

<sup>1</sup> Revenues and expenditures may contain nominal variances  
<sup>2</sup> Does not include debt service or capital outlay  
<sup>3</sup> Includes 10-mill match  
<sup>4</sup> Such as utilities, operations & maintenance, etc.

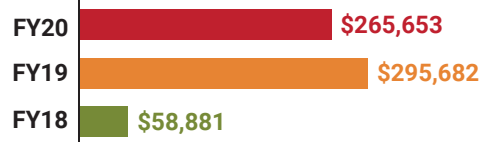


**Only 10% of state funding is available for non-personnel expenditures<sup>4</sup>**

# Instructional Support



# Educational Advancement & Technology Fund<sup>5</sup>



<sup>5</sup> These one-time supplemental funds may be used for repairs and deferred maintenance, classroom instructional supplies, insurance for facilities, transportation, technology and school safety measures.

# System Debt

<b>TOTAL DEBT<sup>6</sup></b>	<b>DEBT PER STUDENT</b>
<b>\$2,068,281</b>	<b>\$1,873</b>

<sup>6</sup> The debt totals in system audit reports may differ due to audit adjustments.